



EuroVelo Workplan 2019



Overview




1. Draft EuroVelo Strategy 2030 and Draft EuroVelo Governance
2. Network developments
3. Route development projects
4. Long Term Management Agreements
5. New EuroVelo Overview Map
6. Budget



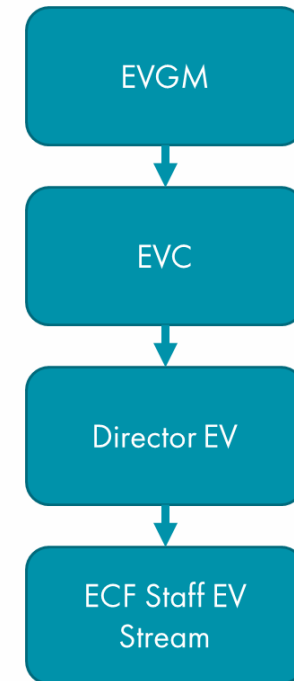
1. Draft EuroVelo Strategy 2030 and Draft EuroVelo Governance



Draft EuroVelo Strategy 2030



Draft EuroVelo Governance



2. Network developments



EuroVelo 19 –
Meuse Cycle Route



Joined March 2019

EuroVelo 8 –
Mediterranean Route
(extension Turkey)



Joining Summer 2019

EuroVelo 14 –
Waters of Central
Europe



Joining Autumn 2019



2. Network developments



Procedure and timetable for considering new routes and major extensions

Step	Actor	Status	Current Application Period	Next Application Period
I. Submission of draft proposal (including the information types 1, 3 and 8 listed in the previous table)	Applicant	No title	Closed	Ongoing until 30/06/19
II. Informal review and feedback	ECF	No title		Within 3 months of receipt of proposal
III. Submission of the detailed application	Applicant	Proposed route		31/12/19
IV. Decision at the first level control	ECF	Candidate route	30/06/17	30/06/20
V. Implementation. Refer to EuroVelo in relevant material (signposting, promotion, etc.)	Applicant / ECF	Candidate route	Until 30/06/18	Until 30/06/21
VI. Final confirmation of the decision.	ECF	Accepted candidate	31/12/18	31/12/21
VII. Publication of new EuroVelo documents by ECF	ECF	EV route	30/06/19	30/06/22

Adapted from the Central EuroVelo Route Coordination Rules (April 2016)



3. Route development projects



5 ongoing route development projects

MED CYCLE TOUR
EuroVelo 8 –
Mediterranean Route

Biking South Baltic!
EuroVelo 10 –
Baltic Sea Cycle Route

Atlantic on Bike
EuroVelo 1 –
Atlantic Coast Route

**EuroVelo 3 –
Pilgrims Route**

ECO-CICLE



3. Route development projects



4 Interreg Projects

MED CYCLE TOUR
EuroVelo 8 –
Mediterranean Route

Biking South Baltic!
EuroVelo 10 –
Baltic Sea Cycle Route

Atlantic on Bike
EuroVelo 1 –
Atlantic Coast Route

EuroVelo 3 –
Pilgrims Route

ECO-CICLE



3. Route development projects



4 projects will result in developed route website and apps

MED CYCLE
TOUR
EuroVelo 8 –
Mediterranean Route

Biking South
Baltic!
EuroVelo 10 –
Baltic Sea Cycle Route

Atlantic on Bike
EuroVelo 1 –
Atlantic Coast Route

EuroVelo 3 –
Pilgrims Route

ECO-CICLE



3. Route development projects



5 Long Term Management Agreements

MED CYCLE TOUR
EuroVelo 8 –
Mediterranean Route

Biking South Baltic!
EuroVelo 10 –
Baltic Sea Cycle Route

Atlantic on Bike
EuroVelo 1 –
Atlantic Coast Route

EuroVelo 3 –
Pilgrims Route

ECO-CICLE



3. Route development projects



2 final conferences in 2019

Tuesday 8th October
2019
Gdansk, Poland



Wednesday 25th
September 2019
Santiago de
Compostela, Spain



4. Long Term Management Agreement



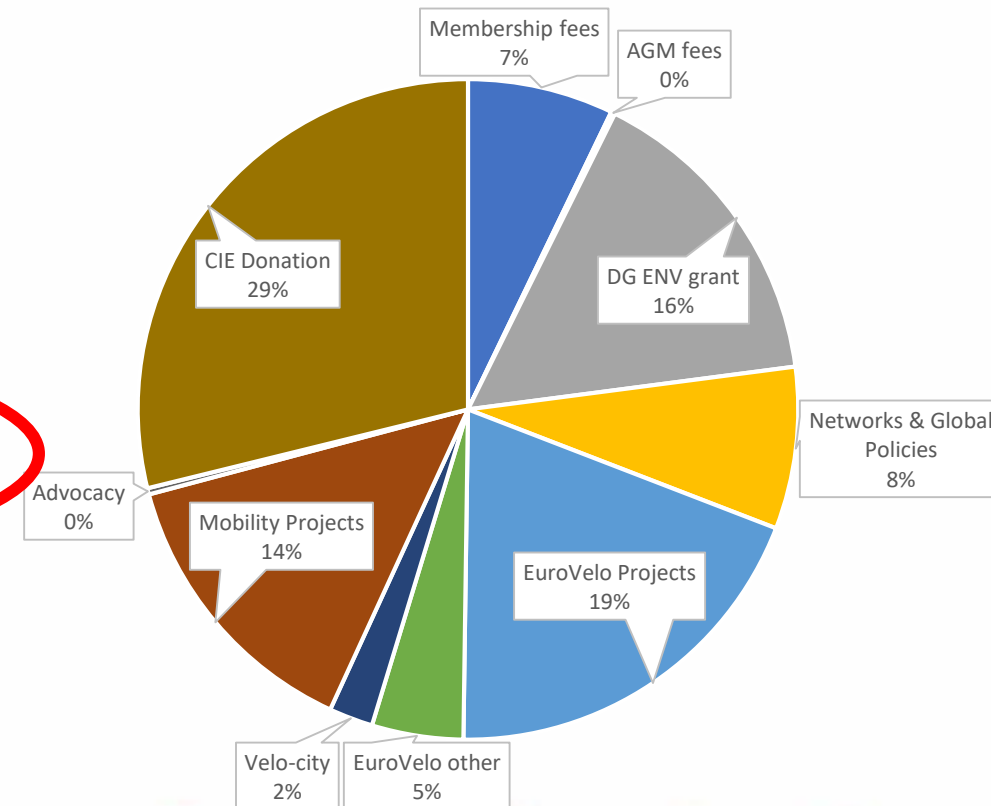
6. EuroVelo Budget



Adopted 2019 Budget - Income

- Income: 2,323,286.88 €
- Structure of income:

No.	Item	Amount	Contribution in %
1	Membership fees	166.012,00 €	7,15%
2	AGM fees	4.500,00 €	0,19%
3	DG ENV grant	362.160,78 €	15,59%
4	Networks & Global Policies	184.338,00 €	7,93%
5	EuroVelo Projects	449.783,25 €	19,36%
6	EuroVelo other	104.000,00 €	4,48%
7	velo-city	50.000,00 €	2,15%
8	Mobility Projects	325.384,85 €	14,01%
9	Advocacy	7.108,00 €	0,31%
10	CIE Donation	670.000,00 €	28,84%
	Sum	2.323.286,88 €	100,00%



Adopted 2019 Budget - Costs

Streams	YE Labour Costs	YE Direct Costs	YE Total Costs	Contribution in %
Secretary General	128.160,52 €	58.677,00 €	186.837,52 €	7,96%
Networks and Global Policies	70.552,77 €	80.493,00 €	151.045,77 €	6,44%
Advocacy	247.592,61 €	66.198,17 €	313.790,78 €	13,37%
EuroVelo	100.963,85 €	68.919,53 €	169.883,38 €	7,24%
EuroVelo Projects	0,00 €	188.650,00 €	188.650,00 €	8,04%
Velo-city	168.074,82 €	20.258,14 €	188.332,96 €	8,03%
Business Development	46.636,01 €	5.260,00 €	51.896,01 €	2,21%
Projects	275.950,93 €	177.810,00 €	453.760,93 €	19,34%
Finance - Project Management	78.478,54 €	0,00 €	78.478,54 €	3,34%
Communication and GDPR	139.328,35 €	28.090,00 €	167.418,35 €	7,13%
ECF Intellectual Property + Data Collection	12.732,05 €	1.300,00 €	14.032,05 €	0,60%
Accounting	55.563,51 €	24.846,52 €	80.410,03 €	3,43%
HR	20.848,18 €	30.350,00 €	51.198,18 €	2,18%
Admin	93.372,98 €	49.280,00 €	142.652,98 €	6,08%
IT	0,00 €	30.613,00 €	30.613,00 €	1,30%
Legal	4.104,26 €	10.326,42 €	14.430,68 €	0,61%
Facility Cost	0,00 €	63.200,00 €	63.200,00 €	2,69%
ECF Total	1.442.359,38 €	904.271,78 €	2.346.631,16 €	100,00%





Thank you

Any questions?

